

PUMP GATEWAY



**THE INTEGRATED,
PRE-CONFIGURED,
SIMPLIFIED SOLUTION
FOR
REMOTE VISIBILITY,
SECURITY AND
DATA GATHERING**



- Easy Installation
- Web Browser Configuration
- Collect Data
- Send Intelligent Alarms
- Email Reports
- Send Text Messages
- Remote Web Browser Monitoring
- No Data Hosting Fees

■ PRE-ENGINEERED INTEGRATION

The Pump Gateway by Integrasense provides a complete pre-engineered solution for pump station monitoring and control.

Simply connect your devices for flow, level, pressure, floats, relays and contactors to the Pump Gateway's pre-wired terminals.

■ DATALOGGING

A full set of configurable functions are available and easily selectable via your web browser to allow tracking of all your site's key parameters.

Electronic chart and event recording are provided and can be viewed from any remote location and sent via email.

Statistical reports can be sent on demand or on a schedule.

■ ALARM MANAGEMENT

The Pump Gateway can provide intelligent instant text alarming to your cell phone and email as well.

■ EMERGENCY BACKUP

An embedded backup power system enables data collection and communication for up to 8-hours during power outages.

■ INTERNET COMPATIBILITY

The Pump Gateway has an embedded web server. Accessing it remotely is just like going to any other internet site; all you need to do is provide one or more connections using the built-in Ethernet.

■ MULTI-COMMUNICATIONS

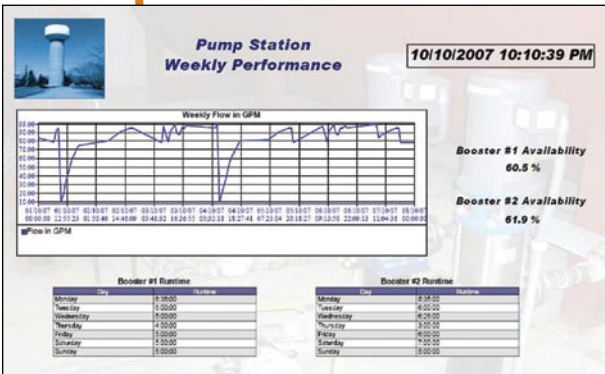
An optional phone modem or wireless GSM cellular service provide additional communication methods.

■ SECURITY


Multiple security levels are provided allowing only authorized personnel the ability to view the Pump Gateway.

INTEGRASENSE
Where Technologies Meet

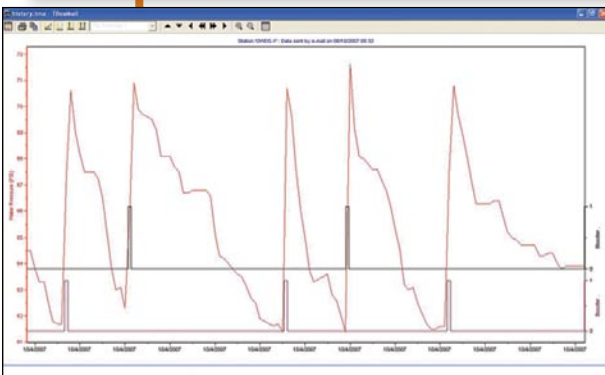
PUMP GATEWAY



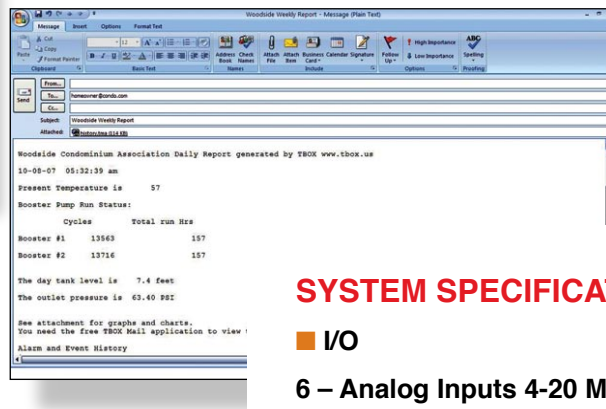
Pre-scheduled Performance Report



Data Graph via Email



Pre-scheduled Report Message - plain text



SYSTEM SPECIFICATIONS

I/O

- 6 – Analog Inputs 4-20 MA
- 2 – Temperature Inputs RTD - PT1000
- 8 – Digital Inputs 12 to 24vdc or 120 vac
- 2 – Counter Inputs 12 to 24 vdc
- 4 – Relay Outputs

COMMUNICATIONS

- Ethernet 10/100T
- 802.11 Wifi for local access
- RS-232, RS-485

Optional:

- PSTN phone modem
- GSM/GPRS cellular wireless modem

SYSTEM BENEFITS

- Easy installation & configuration – no engineering required
- No software to purchase or data hosting fees
- Easy web configuration and monitoring
- Optional wireless sensors eliminate the need for hard wires, trenches and expensive labor costs
- Data is collected at the station 100% of the time
- Instant alarming and remote access to view or control your site
- Security is built in with the option of IP based cameras to view your site live and capture images based on events or time

INTEGRASENSE

Where Technologies Meet